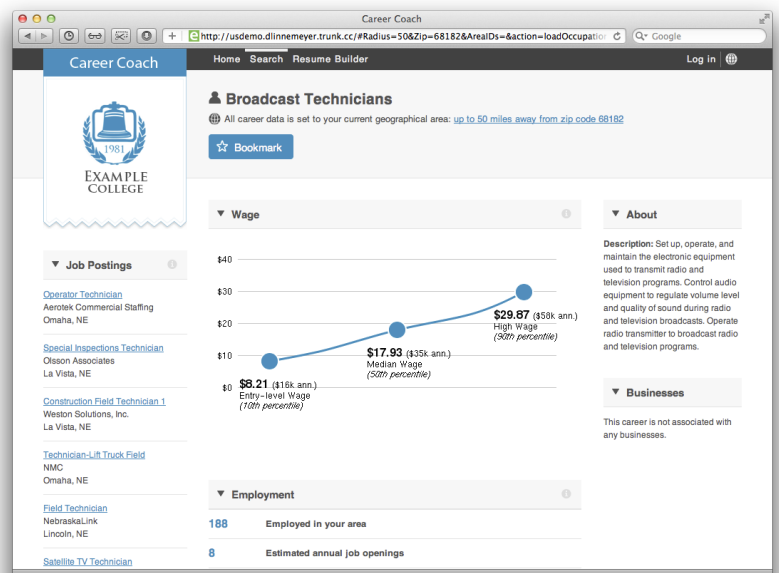


emsi Career Coach

Help your students create a career vision

Community colleges provide programs and degrees that lead to great local careers, but does your website communicate this important fact?

Empower your students with Career Coach, and they'll understand the value of a good education. This interactive, user-friendly tool is EMSI's revolutionary solution for marketing your programs more effectively and giving your students a vision for the future. It's easy to access, easy to set up, and available 24 hours a day.




Economic Modeling Specialists Intl. (EMSI) provides high-quality employment data and economic analysis via web tools and custom reports.

VISIT WWW.ECONOMICMODELING.COM FOR MORE INFORMATION.



FEATURES



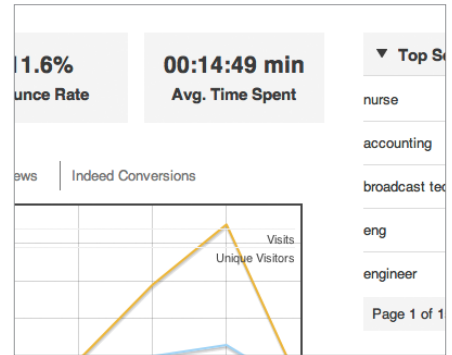
FRONT PAGE

A fully customized front page, featuring your own college's logo, colors, and URL, helps students get started.

Age Group	# of Workers	% of Workers*
14-24	37	20%
25-34	34	18%
35-44	33	17%
45-54	67	35%

DATA

Unsuppressed, quarterly updated EMSI Proprietary Occupation information is available to visitors within a 100-mile radius from the college's zip code.



VISITOR INFORMATION

Career Coach captures key data that shows what your visitors are looking for so that you can reach out to them even more effectively.

CAREER COACH IS USED BY OVER 100 COLLEGES ACROSS THE UNITED STATES, INCLUDING:



Visit ECONOMICMODELING.COM/CAREER-COACH/ for more information.

Economic Modeling Specialists Intl. (EMSI) provides high-quality employment data and economic analysis via web tools and custom reports.

VISIT WWW.ECONOMICMODELING.COM FOR MORE INFORMATION.

